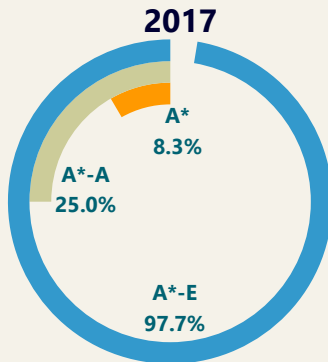
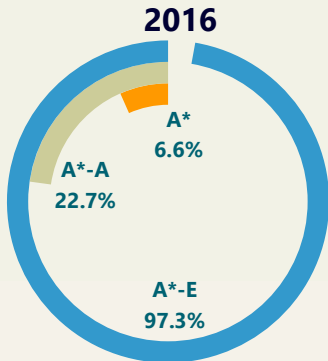


A level summer results in Wales – 2017




Overall results



14
new
reformed
A levels in
Wales

	2016	2017	Change	2016	2017	Change	2016	2017	Change
	A* (%)	A* (%)		A*-A (%)	A*-A (%)		A*-E (%)	A*-E (%)	
Art & Design	9.3	10.5	+1.2	24.1	25.1	+1.0	98.8	98.2	-0.6
Biology	6.4	10.2	+3.8	22.1	27.5	+5.4	95.0	96.7	+1.7
Business Studies	3.1	2.7	-0.4	13.1	15.9	+2.8	95.0	97.9	+2.9
Chemistry	9.2	12.2	+3.0	31.0	35.7	+4.7	96.1	97.5	+1.4
Computing	1.4	3.2	+1.8	10.1	13.0	+2.9	93.0	92.6	-0.4
Economics	8.9	12.3	+3.4	26.7	35.2	+8.5	96.2	98.2	+2.0
English Language	1.5	0.9	-0.6	12.7	13.1	+0.4	99.3	98.8	-0.5
English Lang. & Lit	3.3	4.6	+1.3	14.4	18.3	+3.9	99.1	99.6	+0.5
English Literature	5.8	5.7	-0.1	17.2	19.6	+2.4	99.1	98.6	-0.5
History	3.2	4.6	+1.4	21.6	22.6	+1.0	99.5	99.6	+0.1
Physics	6.4	10.4	+4.0	25.8	29.8	+4.0	95.8	96.1	+0.3
Psychology	3.9	3.4	-0.5	12.3	17.0	+4.7	95.5	98.1	+2.6
Sociology	4.5	7.3	+2.8	16.6	20.9	+4.3	97.7	97.9	+0.2
Welsh Language	5.1	4.3	-0.8	25.0	25.3	+0.3	100.0	100.0	0



Overall
results
by gender

