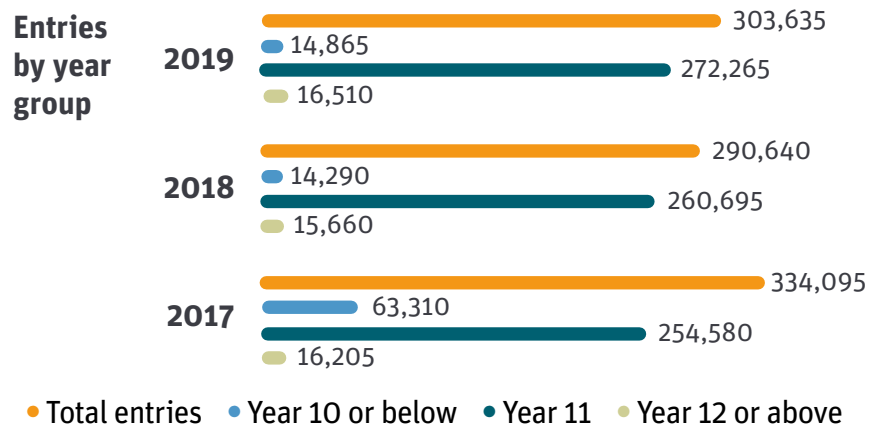
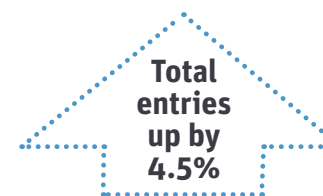


# GCSE entries in Wales – summer 2019




**9**  
new  
GCSEs  
in Wales  
this year



The overall increase is driven by more Year 11 entries. This is likely due to:

- ▶ changes to population size
- ▶ changes to school performance measures

## Phase 1 approved GCSE entries 2017 to 2019



Business	2,950
Computer Science	1,950
Design and Technology	5,460
History	9,520
Media Studies	1,365
Physical Education (Short Course)	430
Religious Studies	9,905
Religious Studies (Short Course)	6,010
Welsh Second Language	19,670

## Phase 2 approved GCSE entries 2018 vs 2019

Approved GCSE	2018	2019	Percentage difference
Applied Science (Double Award)*	3,505	2,830	-19.3%
Applied Science (Single Award)	510	855	67.5%
Art and Design	7,740	8,875	14.7%
Biology	7,065	7,360	4.2%
Chemistry	6,825	7,250	6.3%
Drama	2,300	2,240	-2.7%
Food and Nutrition	1,960	2,120	8.3%
French	3,525	3,025	-14.2%
Geography	7,320	7,290	-0.5%
German	755	570	-24.7%
Music	2,145	2,185	1.8%
Physical Education	6,790	6,615	-2.6%
Physics	6,795	6,990	2.8%
Science (Double Award)*	39,050	40,050	2.6%
Spanish	1,100	1,425	29.7%

\* We have counted entries for double award science qualifications twice to reflect the fact that qualification size is equivalent to two GCSEs and to be consistent with how the Joint Council for Qualifications (JCQ) are reporting qualifications this summer.